
















Stitch overview

























Utility stitches























Stitch	Stitch number			Name	Description
	4.0	3.0	2.0		
	1	1	1	Straight stitch	For seaming and topstitching. Select from 37 different needle positions. <i>Note: This stitch makes a stronger tie-off than stitch 51 (4.0) / 40 (3.0) / 32 (2.0).</i>
	2	2	2	Stretch triple straight stitch	Reinforced seam. Topstitching.
	3	3	3	Straight stitch reverse	Sew continuous reverse.
	4	4	4	Basting stitch	Single stitch used for basting. You determine the length of the stitch manually.
	5	5	5	Zigzag stitch	Reinforce seams, clean finish, stretch sewing, lace insertion.
	6	6	–	Zigzag stitch	Reinforce seams, clean finish, stretch sewing.
	7	7	6	Z-zigzag stitch	Appliqué, couching, eyelets.
	8	8	7	Stretch triple zigzag stitch	Elastic stitch for decorative hems or topstitching.
	9	9	8	Three-step zigzag stitch	Sewing elastic, darning, patching.
	10	10	–	Elastic stitch	Sewing elastic, darning, patching.
	11	11	9	Triple stretch stitch	Sewing elastic, darning, patching and decorative sewing.
	12	12	10	Honeycomb stitch	Decorative stitch for stretch fabrics and hems. Also used with elastic thread in the bobbin.
	13	13	11	Bridging stitch	Joining fabrics and quilt batting, decorative stitch for quilting, hemstitching.
	14	14	12	Foundation elastic stitch	Joining stitch for undergarments, terry cloth, leather, bulky fabrics where overlapping the seams.
	15	15	–	Crosshem stitch	Elastic decorative hem for stretch fabrics.
	16	16	13	Blindhem stitch	Sewing blindhems on woven fabrics.
	17	17	14	Elastic blindhem stitch	Sewing blindhems on stretch fabrics.
	18	18	15	Stretch tricot stitch	Sewing seams on stretch fabrics.
	19	19	16	Closed overlock	Seam and overcast stretch fabrics in one step.
	20	–	–	Closed overlock	Seam and overcast in one step.
	21	20	17	Closed overlock	Seam and overcast in one step with reinforced edge.
	22	21	18	Elastic overcast	Seam and overcast stretch fabrics in one step.
	23	–	–	Standard overcast	Seam and overcast stretch fabrics in one step with reinforced edge.

Stitch	Stitch number			Name	Description
	4.0	3.0	2.0		
	24	22	19	Overlock	Seam and overcast stretch fabrics in one step.
	25	23	20	Closed overlock	Seam and overcast in one step, patch, hem.
	26	24	21	Stretch knit overlock	Seam and overcast stretch fabrics in one step.
	27	–	–	Reinforced overlock	Seam and overcast stretch fabrics in one step and reinforce.
	28	–	–	Finished edge overlock	Seam and overcast stretch fabrics in one step with reinforced edge.
	29	–	–	Mock cover hem	Create the look of a serger cover hem for stretch fabrics.
	30	–	–	Open overlock blindhem	Create decorative overlock blindhem for woven fabrics.
	31	–	–	Closed overlock blind hem	Create decorative overlock blindhem for stretch fabrics.
	32	25	22	Linen buttonhole	Buttonhole for blouses, shirts and linen.
	33	26	23	Standard buttonhole	Basic buttonhole for blouses, shirts and jackets. Also for pillowcases.
	34	27	24	Rounded buttonhole with pointed tack	Buttonhole for garments.
	35	28	–	Rounded buttonhole with lengthwise tack	Buttonhole for garments.
	36	29	–	Eyelet buttonhole with pointed tack	Tailors buttonhole or decorative buttonhole.
	37	30	25	Eyelet buttonhole with lengthwise tack	Tailors buttonhole for jackets and trousers.
	38	31	26	Rounded buttonhole	Buttonhole for light garments or jackets.
	39	32	–	Stretch buttonhole	Buttonhole for stretch fabrics.
	40	–	–	Cross stitch buttonhole	Decorative buttonhole.
	41	–	–	Decorative eyelet buttonhole	Decorative buttonhole for jackets.
	42	–	–	Heirloom round buttonhole with pointed tack	Decorative heirloom buttonhole.
	43	33	27	Button sewing	Sew on buttons or tacking.
	44	34	28	Eyelet	Heirloom sewing decorative trim.
	45	35	29	Programmable darning stitch	Darning holes or damaged fabric.
	46	36	30	Programmable reinforced darning stitch	Reinforced darning holes or damaged fabric.
	47	37	31	Bartack	Automatically reinforce seams and pockets.

























Stitch	Stitch number			Name	Description
	4.0	3.0	2.0		
	48	38	-	Denim bartack	Automatically reinforce seams and pockets decoratively.
	49	39	-	Decorative bartack	Automatically reinforce seams and pockets decoratively.
	50	-	-	Cross bartack	Automatically reinforce seams and pockets.










Quilt stitches

Stitch																								
4.0	51*	52	53	54	55	56	57	58	59	60	61	62	63	64	65	66	67	68	69	70	71	72	73	74
3.0	40*	41	-	42	-	43	-	44	45	-	-	46	-	47	48	-	-	49	50	51	-	52	-	53
2.0	32*	33	-	34	-	35	-	36	-	-	-	37	-	38	39	-	-	-	40	41	-	-	-	42

























Stitch																						
4.0	75	76	77	78	79	80	81	82	83	84	85	86	87	88	89	90	91	92	93	94	95	96
3.0	54	-	-	55	-	-	56	57	-	58	-	59	60	-	61	-	62	-	-	-	-	-
2.0	-	-	-	43	-	-	44	45	-	46	-	-	47	-	-	-	-	-	-	-	-	-

























Needle art stitches

Stitch																								
4.0	97	98	99	100	101	102	103	104	105	106	107	108	109	110	111	112	113	114	115	116	117	118	119	120
3.0	63	64	65	66	-	67	68	69	70	-	71	72	73	-	74	75	76	-	77	78	79	-	80	-
2.0	48	49	50	-	-	-	51	52	53	-	54	55	56	-	-	57	58	-	-	59	60	-	61	-

Stitch									
4.0	121	122	123	124	125	126	127	128	129
3.0	81	82	-	83	84	85	86	87	88
2.0	62	63	-	-	-	64	-	65	-

Decorative stitches

Stitch																								
4.0	130	131	132	133	134	135	136	137	138	139	140	141	142	143	144	145	146	147	148	149	150	151	152	153
3.0	89	90	-	91	92	93	94	-	95	-	96	97	98	99	100	101	-	102	103	-	104	105	106	-
2.0	66	67	-	-	68	-	69	-	-	-	70	-	71	-	72	-	-	73	74	-	-	75	-	-

Stitch																								
4.0	154	155	156	157	158	159	160	161	162	163	164	165	166	167	168	169	170	171	172	173	174	175	176	177
3.0	-	107	-	108	109	-	110	-	111	112	113	-	114	115	116	117	118	119	120	121	122	-	123	124
2.0	-	76	-	77	78	-	-	-	-	79	80	-	81	-	-	82	83	-	84	85	86	-	87	88

*This stitch makes a more decorative tie-off than stitch 1.

Stitch																								
4.0	178	179	180	181	182	183	184	185	186	187	188	189	190	191	192	193	194	195	196	197	198	199	200	201
3.0	125	-	126	-	-	127	-	-	-	128	129	130	131	132	133	-	134	135	136	137	138	-	-	139
2.0	89	-	-	-	-	-	-	-	-	90	91	-	92	-	-	-	93	94	-	95	96	-	-	-

Stitch																					
4.0	202	203	204	205	206	207	208	209	210	211	212	213	214	215	216	217	218	219	220	221	222
3.0	140	141	142	143	144	145	-	-	146	147	148	149	150	-	151	152	153	-	-	-	-
2.0	97	98	-	99	100	101	-	-	102	103	-	-	104	-	-	-	-	-	-	-	-

Alphabets

Comic (4.0 and 3.0)

ABCDEFGHIJKLMNOPQRSTUVWXYZ
 abcdefghijklmnopqrstuvwxyz
 0123456789.,:;-+-%/*~`~'~"~
 ÄÅÖÜÆÇÈÉÊËÌÍÎÏÐÑÒÓÔÕÖ×ØÙÚÛÜÝ
 ©®

Cyrillic (4.0 and 3.0)

АБВГДЕЖЗИЙКЛМНОПРСТУФХ
 ЦЧШЩЬЫЪЭЮЯ
 абвгдежзийклмнопрстуфхцчшщъы
 ьэюя
 0123456789ё\|/©%.:;`~*~'~"~

Outline (4.0)

ABCDEFGHIJKLMNOPQRSTUVWXYZ
 WXYZ
 0123456789.,:;-ÄÅÖÜÆÇÈÉÊË
 &?!~